

OnlineDEU Guide in 12 Steps

For students



1- DEBİS

Students who have just matriculated and will log in to the system for the first time, must log in with their DEBİS account via "<http://debis.deu.edu.tr/>" address first. Passwords for the new students are provided during enrollment by the "DEU Bilgi İşlem" department. If you wish, you can change your password via DEBİS.

2- <https://online.deu.edu.tr>

To log in to onlineDEU, type "<https://online.deu.edu.tr>" to the address bar of your Internet browser and open the page.

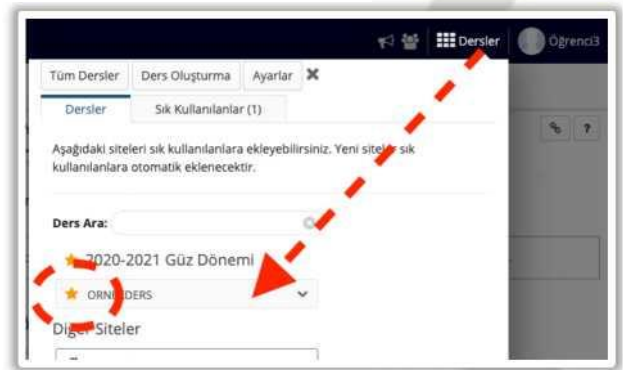


3- Logging into onlineDEU

Type your username and password to the area on the right side to log into onlineDEU. Type, "**yourstudentnumber@ogr.deu.edu.tr**" as username, and "**DEBİS Password**" as your password.

3- Lectures

When you enter the system and open the **Lectures** menu in the upper right corner, the codes of the lectures you need to follow will be listed. You can access the contents of a lecture by clicking on its tab. If you want to see your courses listed in the top menu, you need to mark them by clicking the yellow star ★ next to the course code.



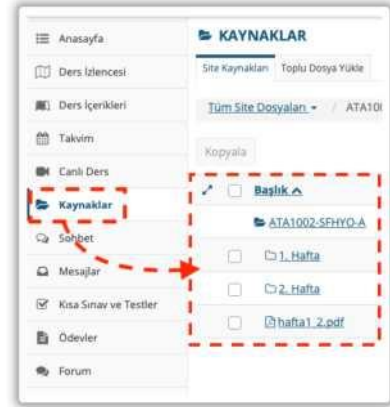


5-Syllabus and Calendar

To examine the summary your course, click on the **SYLLABUS** tab from the left window. To view the course schedule, you need to enter the **CALENDAR** page from the window on the left. You can view the date, day and time activities related to the lecture (exam, homework delivery, online lesson, etc.) here.

6- Resources

To access the materials of a lecture, navigate the tabs displayed on the left side and click **RESOURCES**. Here you can find course materials such as Word, Pdf, PowerPoint files and others uploaded to the system by the instructor of the lecture.



7- Assignments

To view the assignments of a lecture, click **ASSIGNMENTS** displayed on the left side of the screen. You can submit your assignments while paying attention to the start and due dates.

8-Tests & Quizzes

To participate in the online exams held at certain times, you can enter the Tests & Quizzes page and reach the current exam by selecting the relevant exam title.





9-Lecture contents

To view the current content of the relevant course, go to the **DERS İÇERİKLERİ** page. The content titles of the course for the relevant week will be displayed. You can view their contents by clicking on these titles.

10-Online Lecture

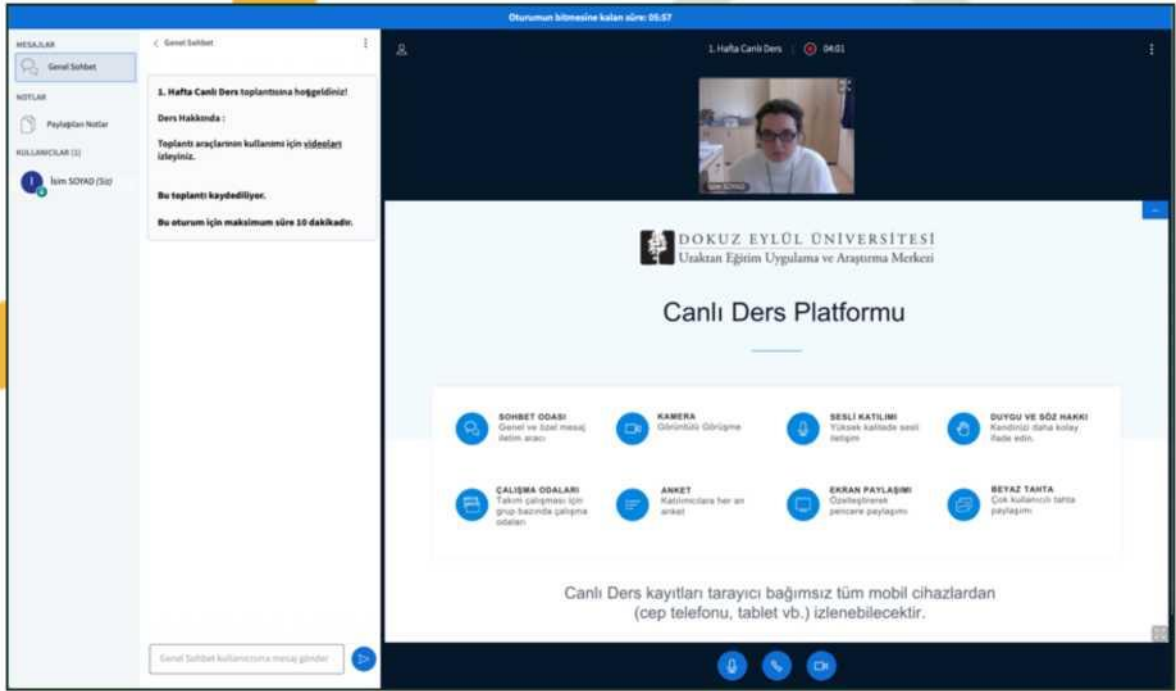
Enter the "**Canlı Ders**" page to follow the lectures delivered online by the instructors.



Then click the relevant meeting title under the meetings menu. On the page that follows, **click join meeting** to enter an online lesson.

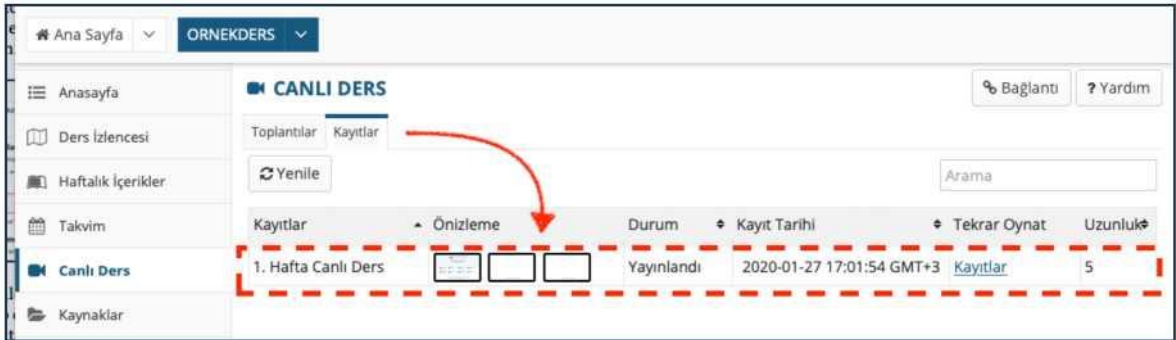
Note: You can attend live classes from both desktop computers and mobile devices. When you enter the online class, select "**Listen only**". If you want to speak during class, select the "**Microphone**". Keep your microphone "**Muted**" during class. When given the right to speak, you can unmute your microphone by clicking its symbol.





11-Online Lecture Recordings

In order to watch the online lecture recordings later, you can enter the **Recordings** menu in **CANLI DERS**.



12-Communications

Your lessons can also be taught through other simultaneous pages, **FORUMS** and **CHAT ROOM**. You can also follow important announcements and messages about the course via **ANNOUNCEMENTS**, **MESSAGES**, **CHAT ROOM** and **FORUMS** pages.

For help, you can watch the videos on the <https://deuzem.deu.edu.tr/support> page. Or contact us via the e-mail address: destekdeuzem@deu.edu.tr.

We wish success to all our students.